

Proper Use and Care of Magnetic Signs

PLEASE READ ALL PROPER CARE AND USE INSTRUCTIONS AND WARNINGS PRIOR TO USE.

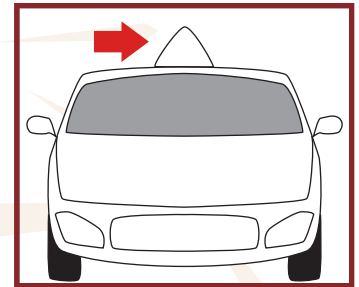
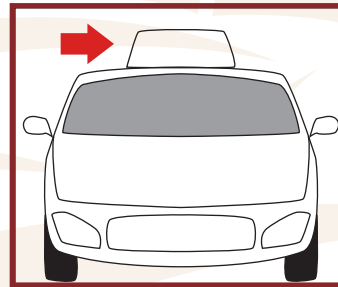
Failure to understand and follow these instructions can lead to damage to the sign or vehicle and/or serious personal injury or death.

WARNINGS:

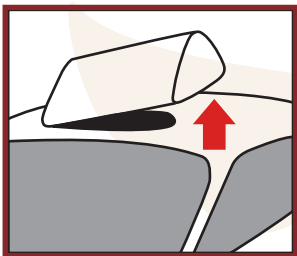
- Use on only ferrous surfaces.
- Do **NOT** use magnets on vinyl, glass, fabric, fiberglass, or soft tops. Magnets will NOT affix to these non-ferrous surfaces.
- Do **NOT** use sign in rain, snow or ice conditions or in winds exceeding 30 MPH as magnets may slide.
- Do **NOT** use sign on newly waxed vehicles.
- Do **NOT** use sign when driving in excess of 55 MPH. Additional magnets may be purchased from HTH for driving at speeds between 55-65 MPH. **NEVER EXCEED 65 MPH WITH ANY SIGN.**
- Failure to follow these warnings and instructions may result in damage to the sign or vehicle or cause the sign to become detached resulting in a motor vehicle accident, serious personal injury or death.

To attach sign:

- Attach only to the ferrous metal roof of vehicle.
- Attach to a flat surface 6 inches behind the windshield avoiding any grooves or slats in the roof surface.
- Sign may be positioned parallel or perpendicular to the windshield.
- All magnets must lay flat on roof and be fully secure and in contact with the roof surface.



To remove sign:



- Gently lift one edge of the sign so magnets disengage two at a time from roof surface.
- Continue to tilt sign until all of the magnets disengage.
- To prevent damage be sure to lift sign up and away from vehicle.

- Do **NOT** slide sign or magnets on vehicle surface.

Cleaning and care:

- Inspect sign and magnets prior to each use and be sure sign is in good working condition, equipped with at least four magnets and is properly secured.
- Be sure roof surface and magnets are free of debris before use.
- Use only HTH magnet covers. Use of other items may reduce magnet strength and cause damage to vehicle or cause the sign to become detached from the vehicle.

IF SIGN BECOMES DETACHED DURING USE:

- Slow vehicle to safe speed and pull off roadway.
- Pull over in a safe location to inspect the sign.
- Keep away from oncoming traffic.



HTH Inc. is not responsible for damage resulting from misapplication, improper maintenance, vandalism, excessive speed, or other abuse or any failure to follow these proper care and use instructions.

1-800-321-1850 • 711 Jackson Ave • Winter Park, FL 32789 • www.HTHSIGNS.com